

2023 MCCURTAIN COUNTY ASSESSOR'S OFFICE REPORT TO THE EXCISE BOARD

07/27/2023

City/Village								
DISTRICT	DESCRIPTION	PERSONAL PROPERTY	REAL PROPERTY	PUBLIC SERVICE	TOTAL VALUATION	HOMESTEAD EXEMPTIONS	OTHER EXEMPTIONS	NET VALUATION
T01	IDA5-Idabel CTY	2,875,646	19,752,027	2,580,003	25,207,676	1,084,788	227,713	23,895,175
T02	BB-74 B-Bow City	2,389,091	12,842,808	3,085,110	18,317,009	605,133	93,943	17,617,933
T03	Garvin City	23,515	454,956	72,854	551,325	39,174	990	511,161
T04	Haworth City	48,116	366,662	154,475	569,253	43,680	9,004	516,569
T05	Millerton City	16,001	1,162,585	187,614	1,366,200	76,784	1,557	1,287,859
T06	Smithville City	34,264	24,036	54,333	112,633	3,000	0	109,633
T07	Wright City	313,210	1,005,932	297,342	1,616,484	141,684	19,808	1,454,992
T08	Valliant City	823,461	3,060,505	1,122,633	5,006,599	133,659	40,096	4,832,844
T09	IDA37-Dennison	195,954	3,858,935	374,713	4,429,602	137,735	32,258	4,259,609
CITY/VILLAGE TOTAL VALUATION		6,719,258	42,528,446	7,929,077	57,176,781	2,265,637	425,369	54,485,775

County								
DISTRICT	DESCRIPTION	PERSONAL PROPERTY	REAL PROPERTY	PUBLIC SERVICE	TOTAL VALUATION	HOMESTEAD EXEMPTIONS	OTHER EXEMPTIONS	NET VALUATION
C001	McCurtain County General	81,500,826	280,186,771	43,224,833	404,912,430	6,778,273	1,626,316	396,507,841
COUNTY TOTAL VALUATION		81,500,826	280,186,771	43,224,833	404,912,430	6,778,273	1,626,316	396,507,841

Other								
DISTRICT	DESCRIPTION	PERSONAL PROPERTY	REAL PROPERTY	PUBLIC SERVICE	TOTAL VALUATION	HOMESTEAD EXEMPTIONS	OTHER EXEMPTIONS	NET VALUATION
EMS	EMS	81,500,826	280,186,771	43,224,833	404,912,430	6,778,273	1,626,316	396,507,841
OTHER TOTAL VALUATION		81,500,826	280,186,771	43,224,833	404,912,430	6,778,273	1,626,316	396,507,841

School								
DISTRICT	DESCRIPTION	PERSONAL PROPERTY	REAL PROPERTY	PUBLIC SERVICE	TOTAL VALUATION	HOMESTEAD EXEMPTIONS	OTHER EXEMPTIONS	NET VALUATION
D-1 FORS	D-1 Forst Grove	4,336,529	4,024,616	1,717,055	10,078,200	228,483	96,346	9,753,371
D-23 GLO	D-23 Glover	54,323	1,865,094	826,678	2,746,095	162,823	14,117	2,569,155
D-37 DEN	D-37 Denison	614,505	8,064,636	877,285	9,556,426	338,316	113,792	9,104,318
D-72 HOL	D-72 HollyCreek	111,061	3,687,852	439,658	4,238,571	291,488	29,942	3,917,141
D-9 LUKF	D-9 Lukfata	4,586,185	4,200,641	576,169	9,362,995	282,677	116,479	8,963,839
I-11 VAL	I-11 Valliant	56,647,619	22,805,979	11,771,078	91,224,676	928,742	192,762	90,103,172

2023 MCCURTAIN COUNTY ASSESSOR'S OFFICE REPORT TO THE EXCISE BOARD

07/27/2023

I-13 EAG	I-13 Eagletown	1,181,944	3,648,580	3,696,331	8,526,855	215,737	69,157	8,241,961
I-14 SMI	I-14 Smithville	155,041	5,288,458	861,888	6,305,387	315,875	43,055	5,946,457
I-39 WRI	I-39 WrightCity	429,496	4,803,684	1,275,632	6,508,812	392,497	60,090	6,056,225
I-5 IDAB	I-5 Idabel	3,066,876	24,258,658	7,483,484	34,809,018	1,328,212	250,410	33,230,396
I-6 HAWO	I-6 Haworth	282,686	8,932,643	991,131	10,206,460	675,155	84,450	9,446,855
I-71 BAT	I-71 Battiest	163,905	33,592,428	3,958,029	37,714,362	303,794	150,897	37,259,671
I-74 BRO	I-74 BrokenBow	9,870,656	155,013,502	8,750,415	173,634,573	1,314,474	404,819	171,915,280
SCHOOL TOTAL VALUATION		81,500,826	280,186,771	43,224,833	404,912,430	6,778,273	1,626,316	396,507,841


Vo-Tech								
DISTRICT	DESCRIPTION	PERSONAL PROPERTY	REAL PROPERTY	PUBLIC SERVICE	TOTAL VALUATION	HOMESTEAD EXEMPTIONS	OTHER EXEMPTIONS	NET VALUATION
V7	KIAMICHI VO TECH	81,500,826	280,186,771	43,224,833	404,912,430	6,778,273	1,626,316	396,507,841
VO-TECH TOTAL VALUATION		81,500,826	280,186,771	43,224,833	404,912,430	6,778,273	1,626,316	396,507,841

I, Bruce Short, Assessor of McCurtain County Oklahoma, do hereby certify that the foregoing is a true and correct statement of valuations for Real Estate, Personal Property, Public Service and Homestead Exemptions as certified by the State Board of Equalization and shown by the records in the County Assessor's office. Subscribed by my name and affixed the seal of the County Assessors office on this day of 07/27/2023.

State of Oklahoma)
) SS
 McCurtain County)

Bruce Short _____ 7/28/2023
 Date

Bruce Short
 County Assessor
 McCurtain County



I, Trish Ricketts, County Clerk of McCurtain County Oklahoma, do hereby certify that the above is a true, correct and complete list of the valuations of McCurtain County Oklahoma as certified by the McCurtain County Assessor's office.

Trish Ricketts _____

Trish Ricketts
 County Clerk
 McCurtain County



Excise Board:

Sharon Helms _____

[Signature] _____

8.2.23
 Date

Real	Count	Value
Agricultural	76	473,605
Commercial	456	7,055,008
Residential	3,336	12,223,414
Total Real Value	3,868	19,752,027
Homestead	945	1,084,788
Veteran	32	227,713
Other	0	0
Total Exempt	1,135	1,312,501

TIF Increment Value

Net Assessed 18,439,526

Net Assessed Under Protest

Senior Freeze	100	328,753
Capped Parcels	2,818	7,046,916

Personal	Count	Value
Agricultural	1	418
Commercial	255	3,398,352
Mobile Home	8	5,431
Total Personal	264	3,404,201
Total Exempt	1	528,555

TIF Increment Value

Net Assessed 2,875,646

Net Assessed Under Protest

Public Service	Count	Value
Total PS Value	18	2,580,003

TIF Increment Value

Net Assessed 2,580,003

District Totals

Total Gross Value	25,736,231
Homestead Loss	1,084,788
Other Exemption Loss	756,268

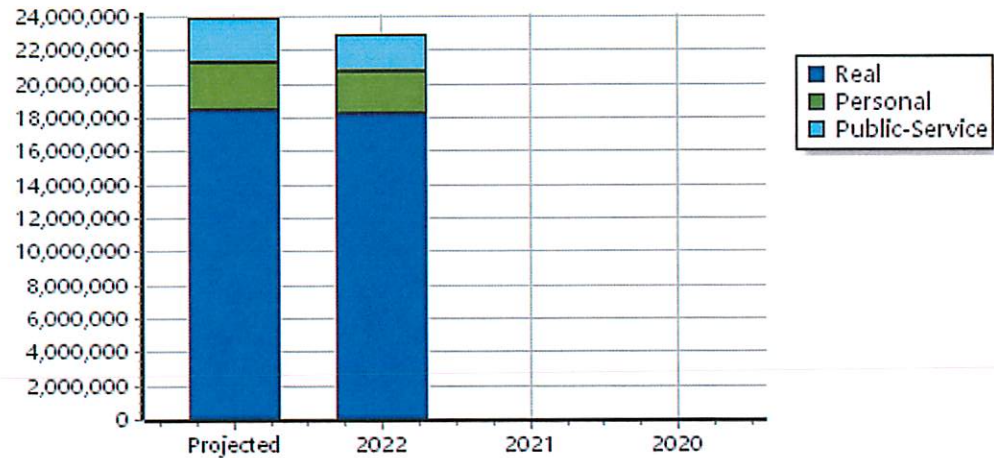
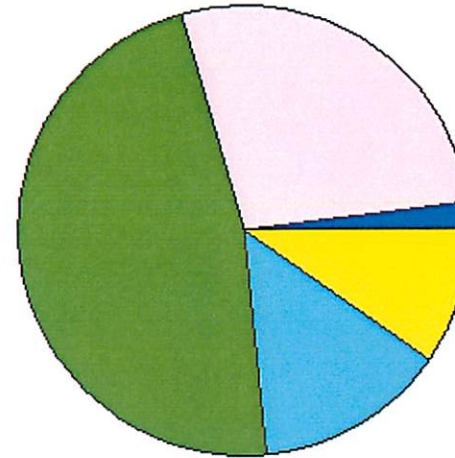
TIF Increment Value

Retained TIF Value

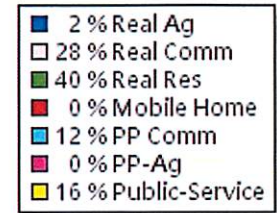
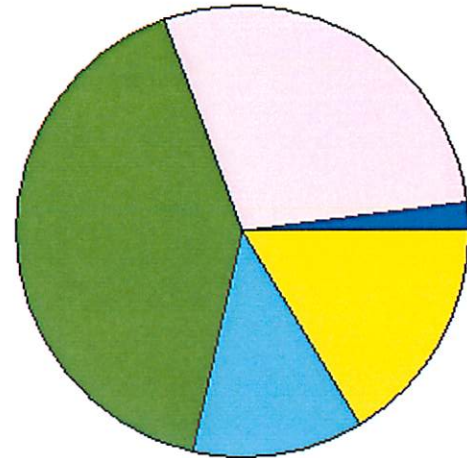
Net Assessed Value 23,895,175

Net Assessed Under Protest

* Public Service Protests Values are not included on this report.



Real	Count	Value
Agricultural	66	357,685
Commercial	242	4,976,220
Residential	1,781	7,508,903
Total Real Value	2,089	12,842,808
Homestead	536	605,133
Veteran	12	93,943
Other	0	0
Total Exempt	625	699,076



TIF Increment Value

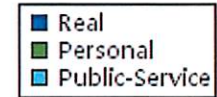
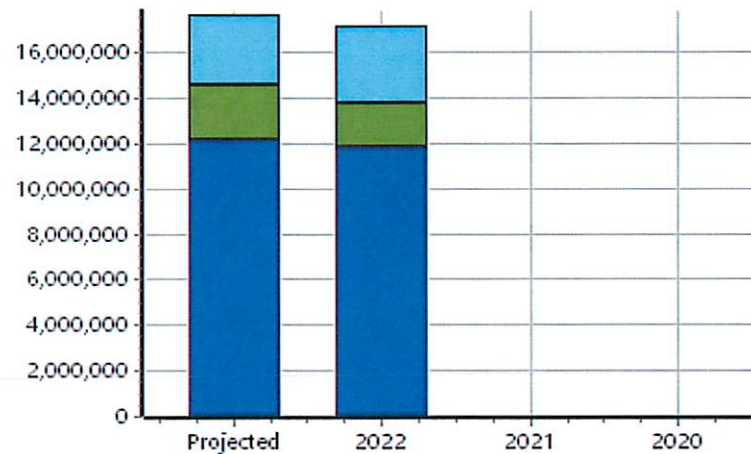
Net Assessed	12,143,732
Net Assessed Under Protest	
Senior Freeze	54 157,862
Capped Parcels	1,214 4,900,811

Personal	Count	Value
Agricultural	1	270
Commercial	166	2,377,360
Mobile Home	12	11,461
Total Personal	179	2,389,091
Total Exempt	0	0

TIF Increment Value

Net Assessed	2,389,091
Net Assessed Under Protest	

Public Service	Count	Value
Total PS Value	15	3,085,110
TIF Increment Value		
Net Assessed		3,085,110



District Totals	
Total Gross Value	18,317,009
Homestead Loss	605,133
Other Exemption Loss	93,943
TIF Increment Value	
Retained TIF Value	
Net Assessed Value	17,617,933
Net Assessed Under Protest	

* Public Service Protests Values are not included on this report.

Real	Count	Value
Agricultural	19	27,994
Commercial	6	56,882
Residential	204	370,080
Total Real Value	229	454,956

Homestead	36	39,174
Veteran	1	990
Other	0	0
Total Exempt	41	40,164

TIF Increment Value

Net Assessed 414,792

Net Assessed Under Protest

Senior Freeze	3	7,194
Capped Parcels	115	149,372

Personal	Count	Value
Agricultural	0	0
Commercial	8	7,015
Mobile Home	7	18,150
Total Personal	15	25,165

Total Exempt 2 1,650

TIF Increment Value

Net Assessed 23,515

Net Assessed Under Protest

Public Service	Count	Value
Total PS Value	7	72,854

TIF Increment Value

Net Assessed 72,854

District Totals

Total Gross Value	552,975
Homestead Loss	39,174
Other Exemption Loss	2,640

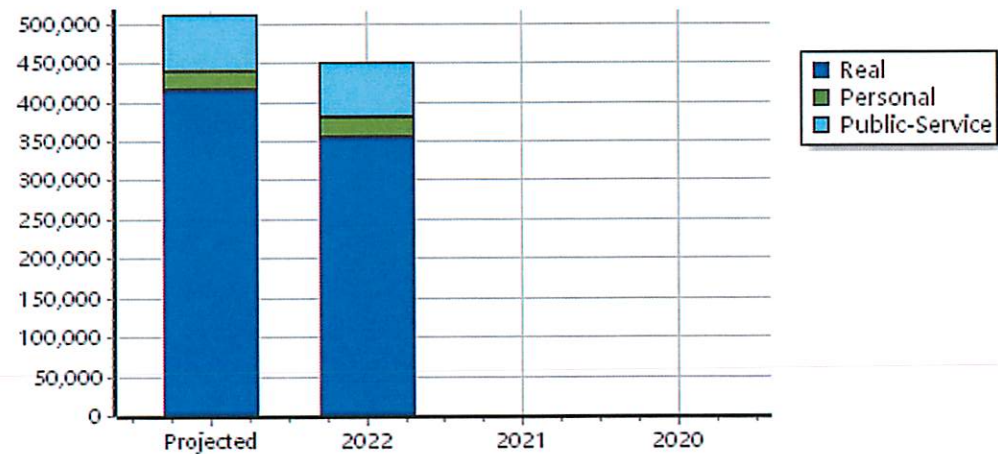
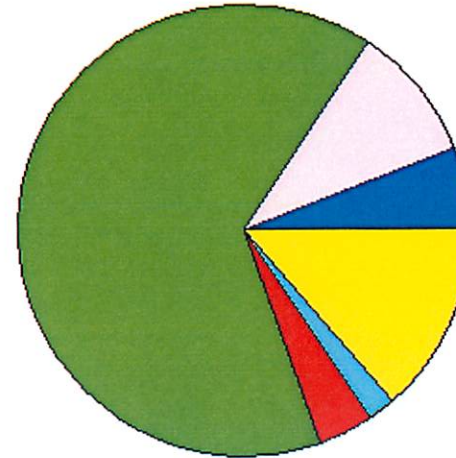
TIF Increment Value

Retained TIF Value


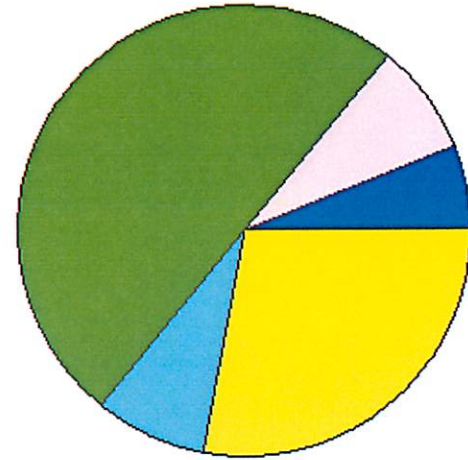
Net Assessed Value 511,161

Net Assessed Under Protest

* Public Service Protests Values are not included on this report.



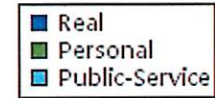
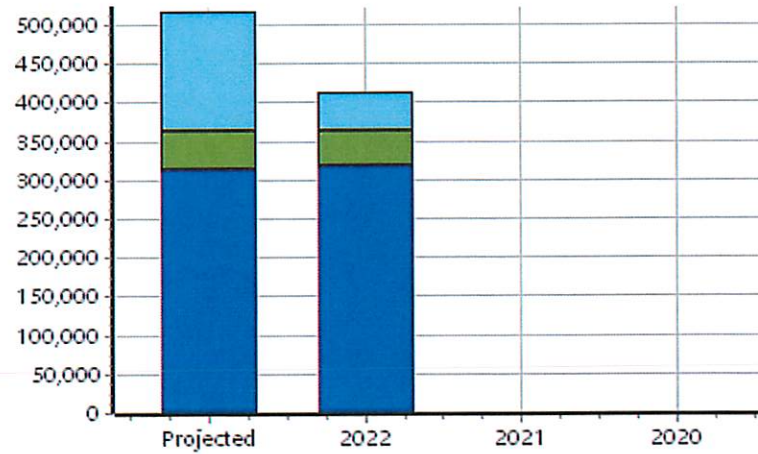
Real	Count	Value
Agricultural	19	36,513
Commercial	12	45,602
Residential	175	284,547
Total Real Value	206	366,662
Homestead	39	43,680
Veteran	2	9,004
Other	0	0
Total Exempt	48	52,684



TIF Increment Value

Net Assessed	313,978
Net Assessed Under Protest	
Senior Freeze	2 3,399
Capped Parcels	161 296,423

Personal	Count	Value
Agricultural	1	1,701
Commercial	19	41,258
Mobile Home	3	5,157
Total Personal	23	48,116
Total Exempt	0	0



TIF Increment Value

Net Assessed	48,116
Net Assessed Under Protest	

Public Service	Count	Value
Total PS Value	6	154,475
TIF Increment Value		
Net Assessed		154,475

District Totals	
Total Gross Value	569,253
Homestead Loss	43,680
Other Exemption Loss	9,004
TIF Increment Value	
Retained TIF Value	
Net Assessed Value	516,569
Net Assessed Under Protest	

* Public Service Protests Values are not included on this report.

Real	Count	Value
Agricultural	36	90,816
Commercial	13	712,062
Residential	215	359,707
Total Real Value	264	1,162,585

Homestead	67	76,784
Veteran	1	1,557
Other	0	0
Total Exempt	80	78,341

TIF Increment Value

Net Assessed 1,084,244

Net Assessed Under Protest

Senior Freeze	12	14,866
Capped Parcels	119	101,324

Personal	Count	Value
Agricultural	1	47
Commercial	10	3,263
Mobile Home	7	13,941
Total Personal	18	17,251

Total Exempt 1 1,250

TIF Increment Value

Net Assessed 16,001

Net Assessed Under Protest

Public Service	Count	Value
Total PS Value	7	187,614

TIF Increment Value

Net Assessed 187,614

District Totals

Total Gross Value 1,367,450

Homestead Loss 76,784

Other Exemption Loss 2,807

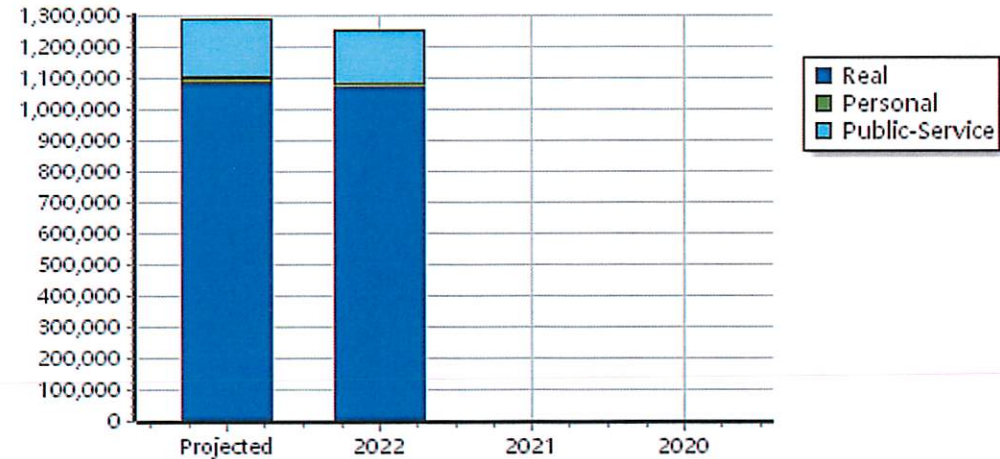
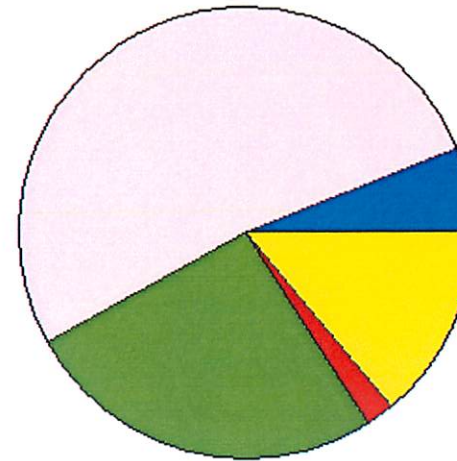
TIF Increment Value

Retained TIF Value

Net Assessed Value 1,287,859

Net Assessed Under Protest

* Public Service Protests Values are not included on this report.



Real	Count	Value
Agricultural	0	0
Commercial	3	9,509
Residential	30	14,527
Total Real Value	33	24,036

Homestead	2	3,000
Veteran	0	0
Other	0	0
Total Exempt	3	3,000

TIF Increment Value

Net Assessed 21,036

Net Assessed Under Protest

Senior Freeze	0	0
Capped Parcels	25	7,185

Personal	Count	Value
Agricultural	0	0
Commercial	9	34,264
Mobile Home	0	0
Total Personal	9	34,264

Total Exempt 0

TIF Increment Value

Net Assessed 34,264

Net Assessed Under Protest

Public Service	Count	Value
Total PS Value	3	54,333

TIF Increment Value

Net Assessed 54,333

District Totals

Total Gross Value 112,633

Homestead Loss 3,000

Other Exemption Loss 0

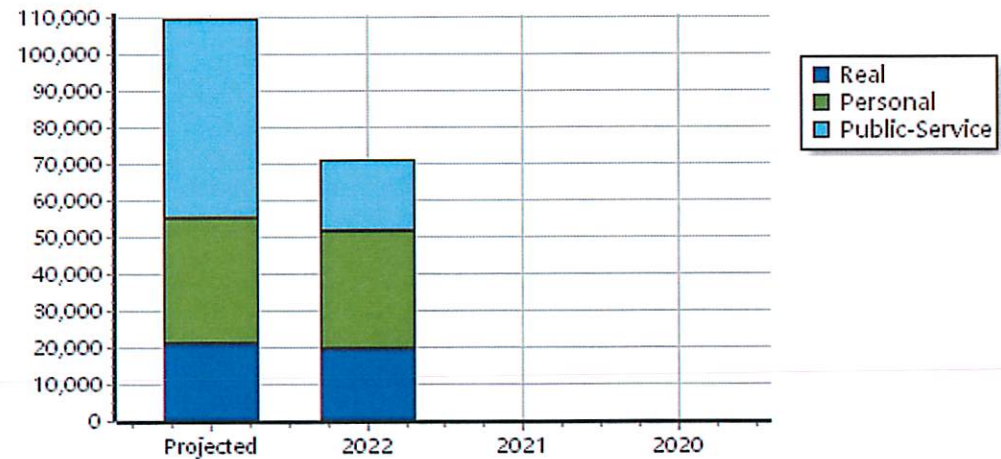
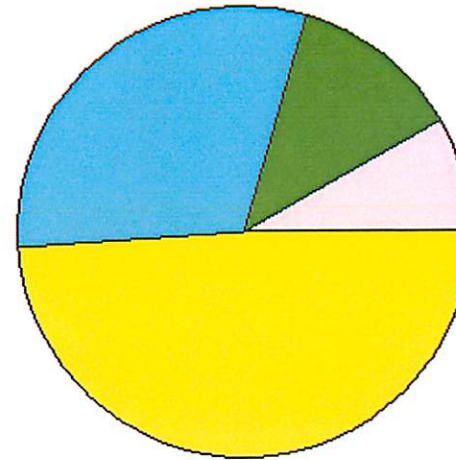
TIF Increment Value

Retained TIF Value


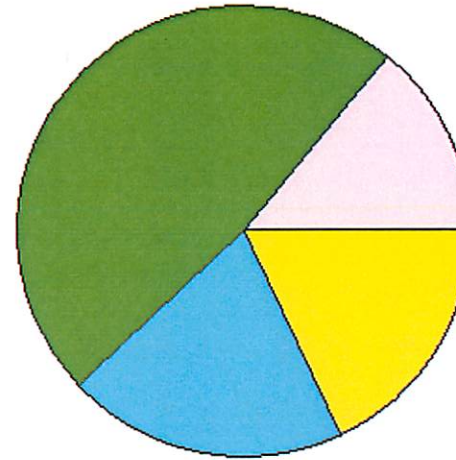
Net Assessed Value 109,633

Net Assessed Under Protest

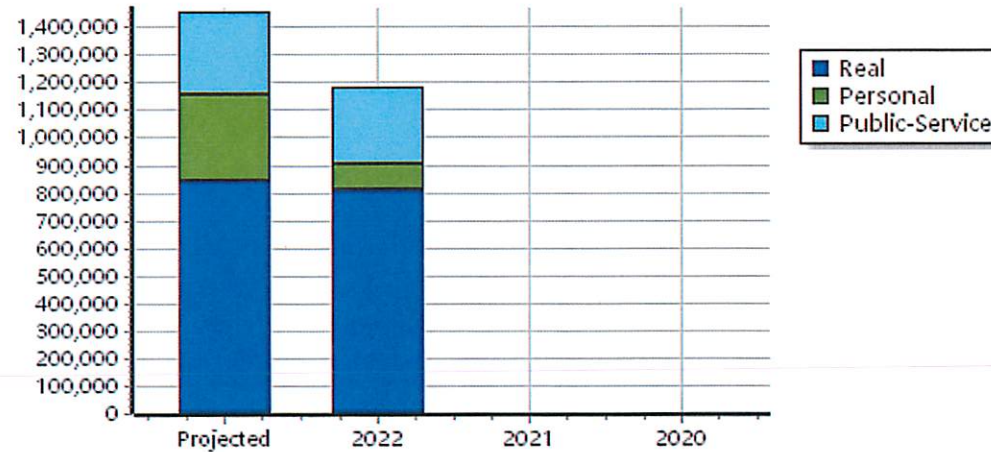
* Public Service Protests Values are not included on this report.



Real	Count	Value
Agricultural	8	14,043
Commercial	29	223,222
Residential	330	768,667
Total Real Value	367	1,005,932
Homestead	124	141,684
Veteran	3	19,808
Other	0	0
Total Exempt	149	161,492
TIF Increment Value		
Net Assessed		844,440
Net Assessed Under Protest		
Senior Freeze	11	9,088
Capped Parcels	152	295,675



Personal	Count	Value
Agricultural	0	0
Commercial	35	311,597
Mobile Home	4	1,613
Total Personal	39	313,210
Total Exempt	0	0
TIF Increment Value		
Net Assessed		313,210
Net Assessed Under Protest		
Public Service		
Total PS Value	8	297,342
TIF Increment Value		
Net Assessed		297,342



District Totals	
Total Gross Value	1,616,484
Homestead Loss	141,684
Other Exemption Loss	19,808
TIF Increment Value	
Retained TIF Value	
Net Assessed Value	1,454,992
Net Assessed Under Protest	

* Public Service Protests Values are not included on this report.

Real	Count	Value
Agricultural	21	90,648
Commercial	99	1,342,097
Residential	404	1,627,760
Total Real Value	524	3,060,505

Homestead	118	133,659
Veteran	9	40,096
Other	0	0
Total Exempt	144	173,755

TIF Increment Value

Net Assessed 2,886,750

Net Assessed Under Protest

Senior Freeze	6	8,351
Capped Parcels	173	748,024

Personal	Count	Value
Agricultural	0	0
Commercial	56	813,979
Mobile Home	5	9,482
Total Personal	61	823,461

Total Exempt 0

TIF Increment Value

Net Assessed 823,461

Net Assessed Under Protest

Public Service	Count	Value
Total PS Value	15	1,122,633

TIF Increment Value

Net Assessed 1,122,633

District Totals

Total Gross Value 5,006,599

Homestead Loss 133,659

Other Exemption Loss 40,096

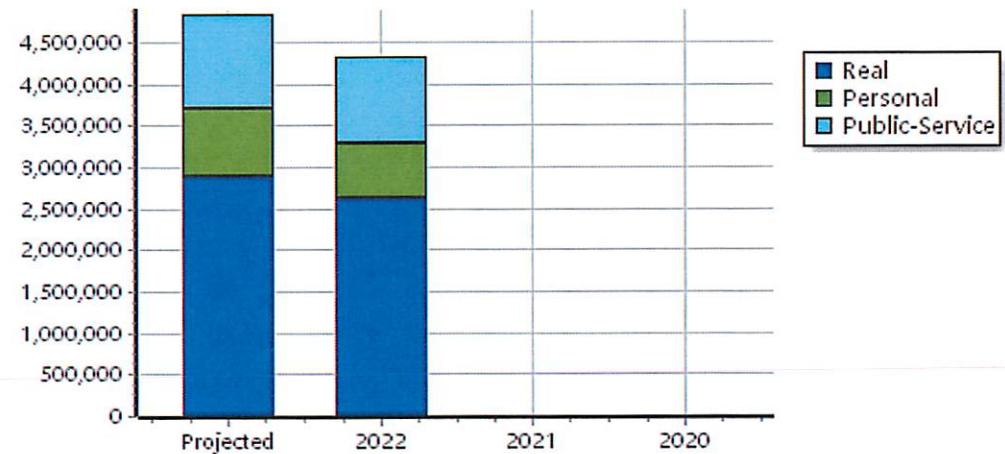
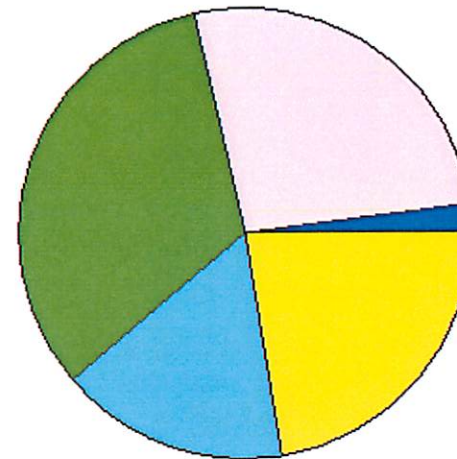
TIF Increment Value

Retained TIF Value


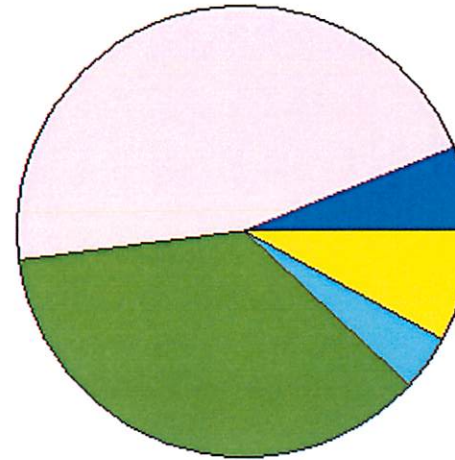
Net Assessed Value 4,832,844

Net Assessed Under Protest

* Public Service Protests Values are not included on this report.



Real	Count	Value
Agricultural	45	283,174
Commercial	84	2,000,951
Residential	292	1,574,810
Total Real Value	421	3,858,935
Homestead	127	137,735
Veteran	3	32,258
Other	0	0
Total Exempt	142	169,993



TIF Increment Value

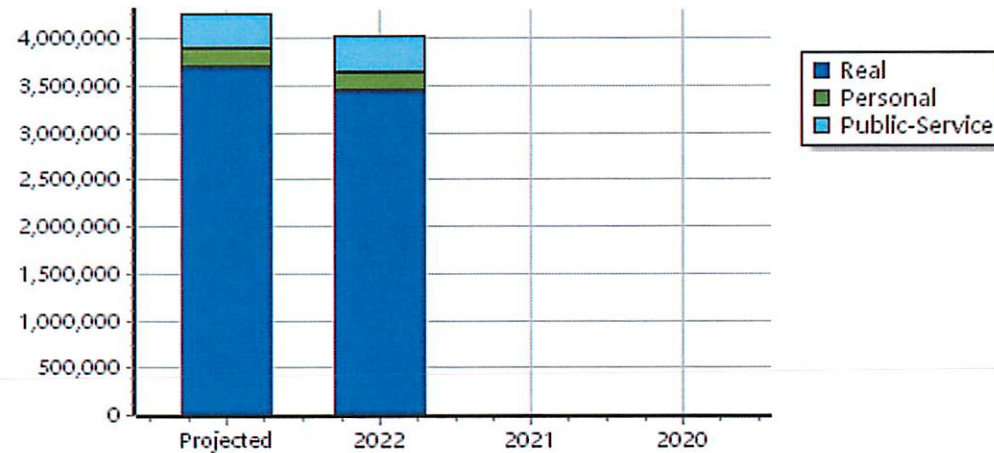
Net Assessed	3,688,942
Net Assessed Under Protest	
Senior Freeze	9 89,592
Capped Parcels	316 1,583,666

Personal	Count	Value
Agricultural	3	544
Commercial	35	185,524
Mobile Home	7	9,886
Total Personal	45	195,954
Total Exempt	0	0

TIF Increment Value

Net Assessed	195,954
Net Assessed Under Protest	

Public Service	Count	Value
Total PS Value	4	374,713
TIF Increment Value		
Net Assessed		374,713



District Totals	
Total Gross Value	4,429,602
Homestead Loss	137,735
Other Exemption Loss	32,258
TIF Increment Value	
Retained TIF Value	
Net Assessed Value	4,259,609
Net Assessed Under Protest	

* Public Service Protests Values are not included on this report.

Real	Count	Value
Agricultural	11,629	43,472,712
Commercial	2,104	79,691,034
Residential	18,755	157,023,025
Total Real Value	32,488	280,186,771

Homestead	6,164	6,778,273
Veteran	216	1,626,316
Other	0	0
Total Exempt	7,122	8,404,589

TIF Increment Value

Net Assessed 271,782,182

Net Assessed Under Protest

Senior Freeze	527	1,309,761
Capped Parcels	12,016	42,245,360

Personal	Count	Value
Agricultural	398	390,924
Commercial	998	83,195,654
Mobile Home	420	1,253,140
Total Personal	1,816	84,839,718

Total Exempt 12 3,338,892

TIF Increment Value

Net Assessed 81,500,826

Net Assessed Under Protest

Public Service	Count	Value
Total PS Value	234	43,224,833

TIF Increment Value

Net Assessed 43,224,833

District Totals

Total Gross Value 408,251,322

Homestead Loss 6,778,273

Other Exemption Loss 4,965,208

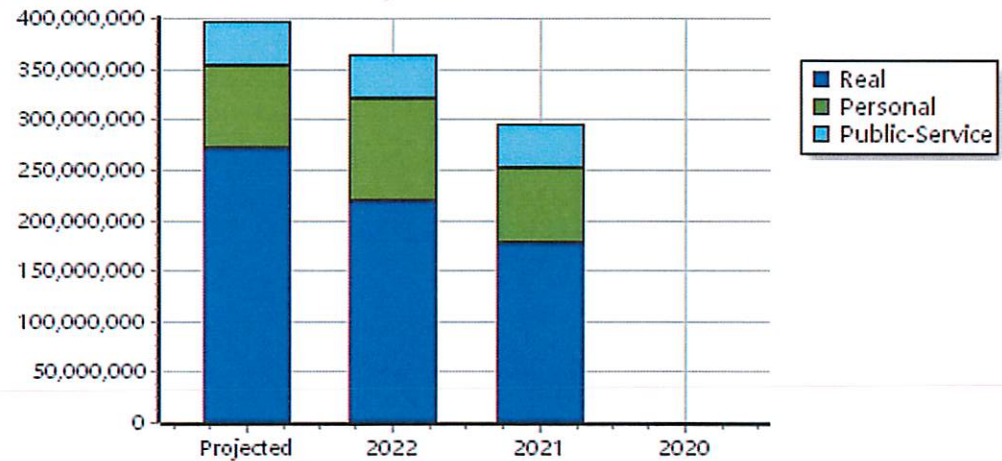
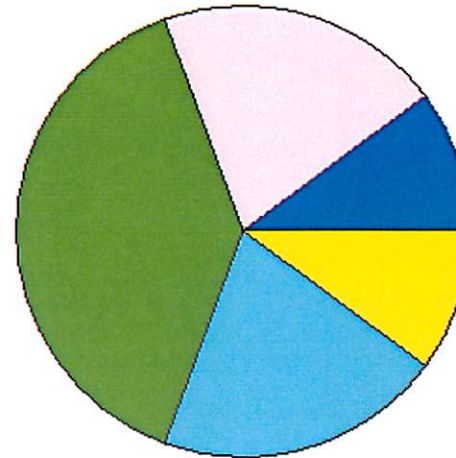
TIF Increment Value

Retained TIF Value

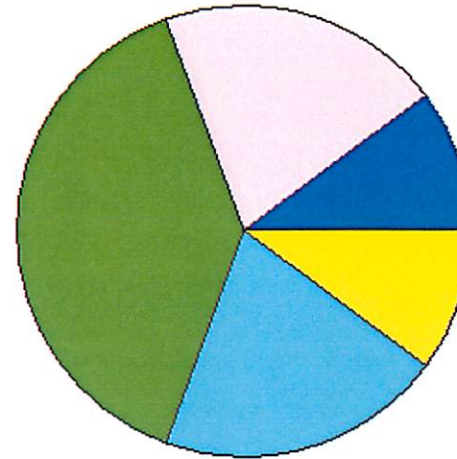
Net Assessed Value 396,507,841

Net Assessed Under Protest

* Public Service Protests Values are not included on this report.



Real	Count	Value
Agricultural	11,629	43,472,712
Commercial	2,104	79,691,034
Residential	18,755	157,023,025
Total Real Value	32,488	280,186,771
Homestead	6,164	6,778,273
Veteran	216	1,626,316
Other	0	0
Total Exempt	7,122	8,404,589



TIF Increment Value

Net Assessed 271,782,182

Net Assessed Under Protest

Senior Freeze	527	1,309,761
Capped Parcels	12,016	42,245,360

Personal	Count	Value
Agricultural	398	390,924
Commercial	998	83,195,654
Mobile Home	420	1,253,140
Total Personal	1,816	84,839,718
Total Exempt	12	3,338,892

TIF Increment Value

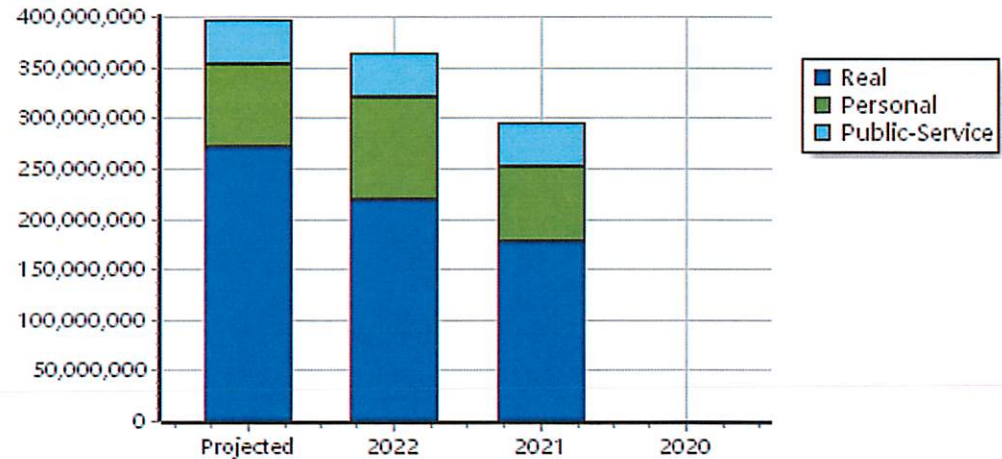
Net Assessed 81,500,826

Net Assessed Under Protest

Public Service	Count	Value
Total PS Value	234	43,224,833

TIF Increment Value

Net Assessed 43,224,833



District Totals

Total Gross Value	408,251,322
Homestead Loss	6,778,273
Other Exemption Loss	4,965,208

TIF Increment Value

Retained TIF Value

Net Assessed Value 396,507,841

Net Assessed Under Protest

* Public Service Protests Values are not included on this report.

Real	Count	Value
Agricultural	464	2,394,697
Commercial	29	714,539
Residential	348	915,380
Total Real Value	841	4,024,616
Homestead	209	228,483
Veteran	11	96,346
Other	0	0
Total Exempt	243	324,829

TIF Increment Value

Net Assessed 3,699,787

Net Assessed Under Protest

Senior Freeze	20	56,850
Capped Parcels	458	1,485,011

Personal	Count	Value
Agricultural	27	9,944
Commercial	28	4,597,804
Mobile Home	22	49,266
Total Personal	77	4,657,014
Total Exempt	3	320,485

TIF Increment Value

Net Assessed 4,336,529

Net Assessed Under Protest

Public Service	Count	Value
Total PS Value	18	1,717,055

TIF Increment Value

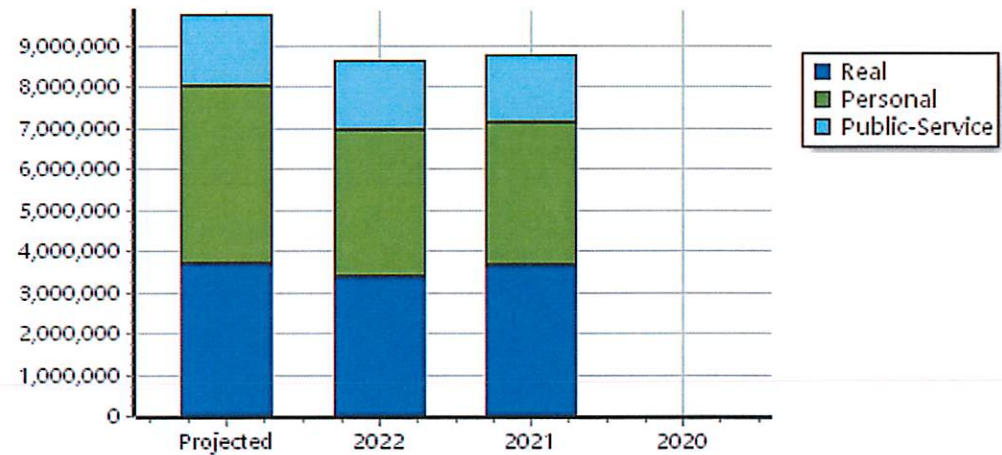
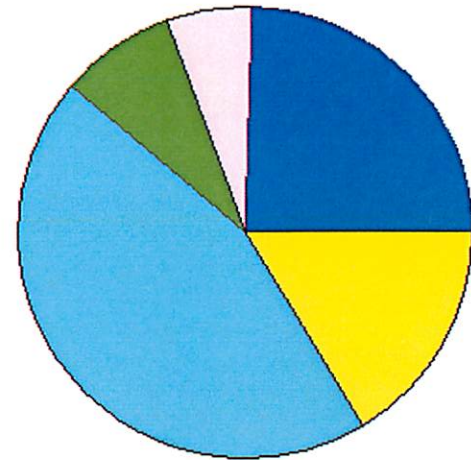
Net Assessed 1,717,055

District Totals

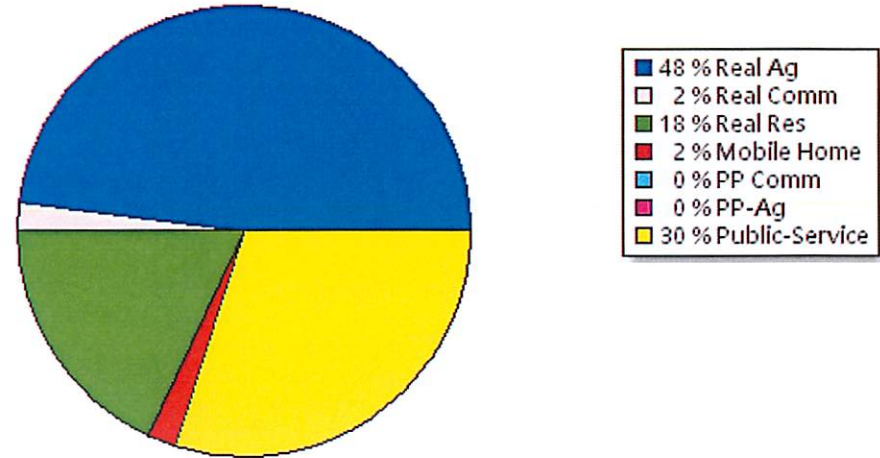
Total Gross Value	10,398,685
Homestead Loss	228,483
Other Exemption Loss	416,831
TIF Increment Value	
Retained TIF Value	
Net Assessed Value	9,753,371

Net Assessed Under Protest

* Public Service Protests Values are not included on this report.



Real	Count	Value
Agricultural	342	1,336,182
Commercial	2	29,617
Residential	240	499,295
Total Real Value	584	1,865,094
Homestead	148	162,823
Veteran	5	14,117
Other	0	0
Total Exempt	171	176,940



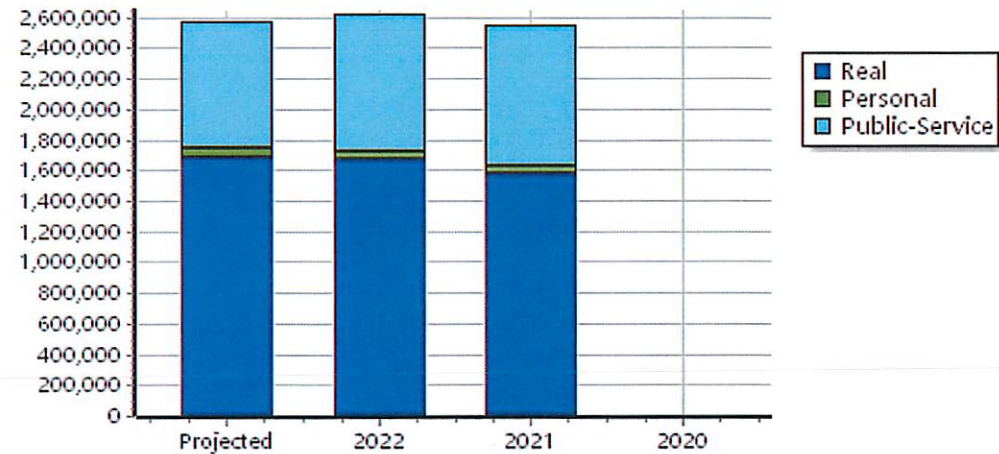
TIF Increment Value

Net Assessed 1,688,154

Net Assessed Under Protest

Senior Freeze	19	9,496
Capped Parcels	169	163,793

Personal	Count	Value
Agricultural	13	16,769
Commercial	10	5,426
Mobile Home	10	32,128
Total Personal	33	54,323
Total Exempt	0	0



TIF Increment Value

Net Assessed 54,323


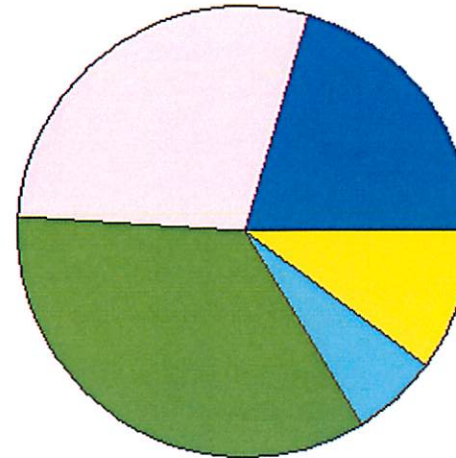
Net Assessed Under Protest

Public Service	Count	Value
Total PS Value	6	826,678
TIF Increment Value		
Net Assessed		826,678

District Totals	
Total Gross Value	2,746,095
Homestead Loss	162,823
Other Exemption Loss	14,117
TIF Increment Value	
Retained TIF Value	
Net Assessed Value	2,569,155
Net Assessed Under Protest	

* Public Service Protests Values are not included on this report.

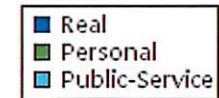
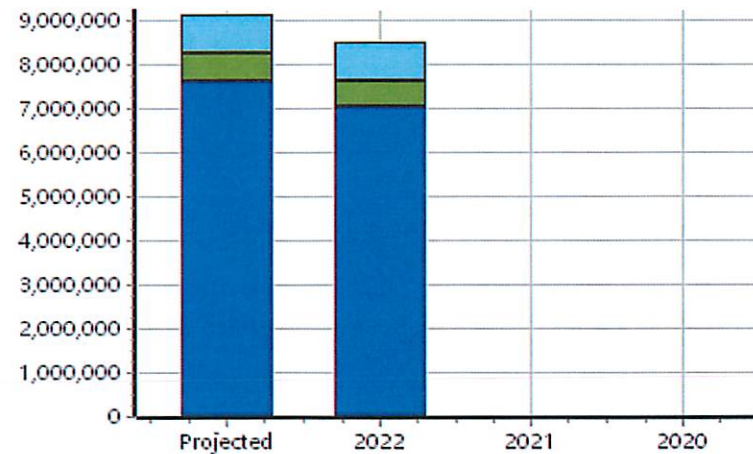
Real	Count	Value
Agricultural	347	1,952,529
Commercial	107	2,769,403
Residential	581	3,342,704
Total Real Value	1,035	8,064,636
Homestead	318	338,316
Veteran	11	113,792
Other	0	0
Total Exempt	352	452,108



TIF Increment Value

Net Assessed	7,612,528
Net Assessed Under Protest	
Senior Freeze	17 106,524
Capped Parcels	651 3,128,752

Personal	Count	Value
Agricultural	15	23,118
Commercial	55	552,140
Mobile Home	25	39,247
Total Personal	95	614,505
Total Exempt	0	0



TIF Increment Value

Net Assessed	614,505
Net Assessed Under Protest	

Public Service	Count	Value
Total PS Value	15	877,285
TIF Increment Value		
Net Assessed		877,285

District Totals	
Total Gross Value	9,556,426
Homestead Loss	338,316
Other Exemption Loss	113,792
TIF Increment Value	
Retained TIF Value	
Net Assessed Value	9,104,318
Net Assessed Under Protest	

* Public Service Protests Values are not included on this report.

Real	Count	Value
Agricultural	514	2,119,338
Commercial	10	293,693
Residential	300	1,274,821
Total Real Value	824	3,687,852

Homestead	279	291,488
Veteran	5	29,942
Other	0	0
Total Exempt	304	321,430

TIF Increment Value

Net Assessed 3,366,422

Net Assessed Under Protest

Senior Freeze	18	57,237
Capped Parcels	312	644,826

Personal	Count	Value
Agricultural	21	18,746
Commercial	6	2,646
Mobile Home	25	89,669
Total Personal	52	111,061

Total Exempt 0

TIF Increment Value

Net Assessed 111,061

Net Assessed Under Protest

Public Service	Count	Value
Total PS Value	8	439,658

TIF Increment Value

Net Assessed 439,658

District Totals

Total Gross Value	4,238,571
Homestead Loss	291,488
Other Exemption Loss	29,942

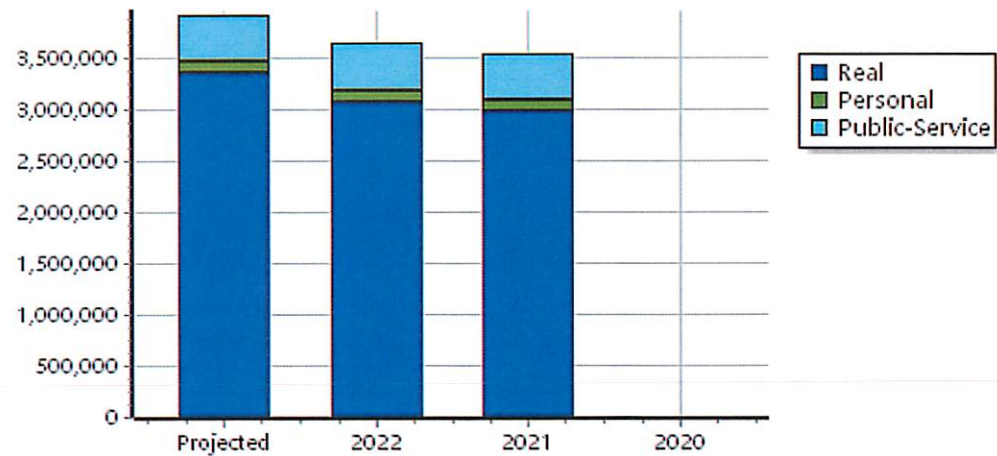
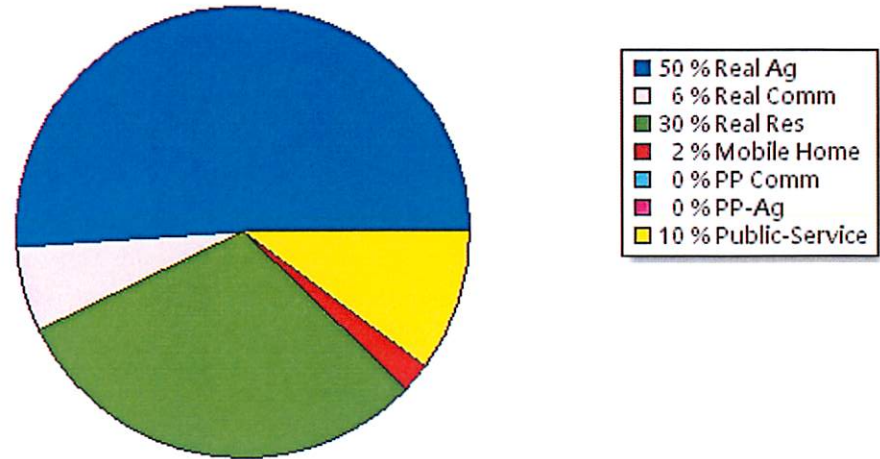
TIF Increment Value

Retained TIF Value


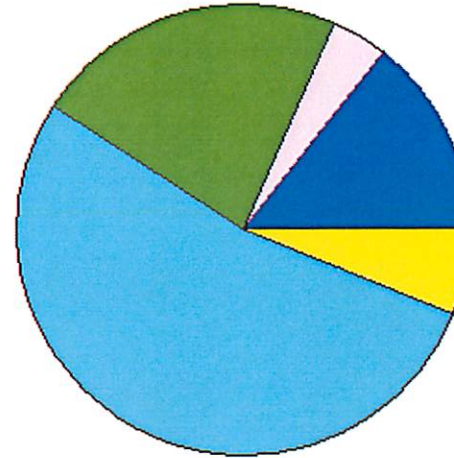
Net Assessed Value 3,917,141

Net Assessed Under Protest

* Public Service Protests Values are not included on this report.



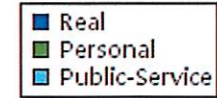
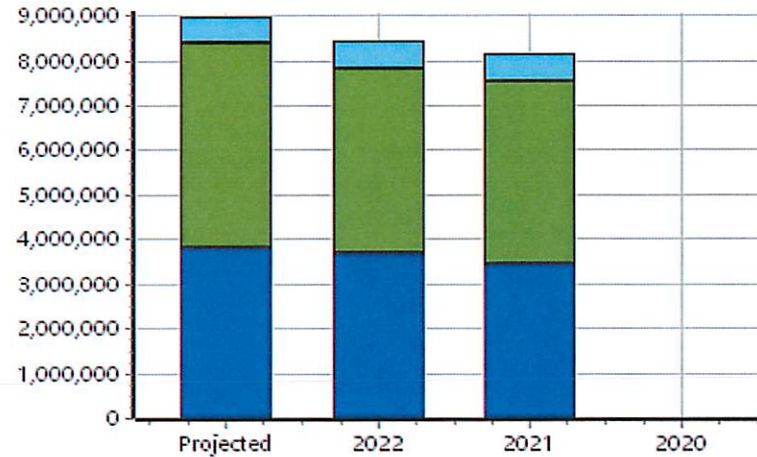
Real	Count	Value
Agricultural	304	1,445,050
Commercial	6	498,531
Residential	423	2,257,060
Total Real Value	733	4,200,641
Homestead	263	282,677
Veteran	11	116,479
Other	0	0
Total Exempt	297	399,156



TIF Increment Value

Net Assessed	3,801,485
Net Assessed Under Protest	
Senior Freeze	15 38,429
Capped Parcels	191 350,189

Personal	Count	Value
Agricultural	12	15,533
Commercial	19	5,113,543
Mobile Home	22	72,816
Total Personal	53	5,201,892
Total Exempt	1	615,707



TIF Increment Value

Net Assessed	4,586,185
Net Assessed Under Protest	

Public Service	Count	Value
Total PS Value	11	576,169
TIF Increment Value		
Net Assessed	576,169	

District Totals	
Total Gross Value	9,978,702
Homestead Loss	282,677
Other Exemption Loss	732,186
TIF Increment Value	
Retained TIF Value	
Net Assessed Value	8,963,839
Net Assessed Under Protest	

* Public Service Protests Values are not included on this report.

Real	Count	Value
Agricultural	1,609	5,849,839
Commercial	151	12,203,122
Residential	1,540	4,753,018
Total Real Value	3,300	22,805,979
Homestead	862	928,742
Veteran	31	192,762
Other	0	0
Total Exempt	979	1,121,504

TIF Increment Value

Net Assessed 21,684,475

Net Assessed Under Protest

Senior Freeze	69	137,316
Capped Parcels	1,172	2,410,922

Personal	Count	Value
Agricultural	85	109,746
Commercial	118	57,550,055
Mobile Home	81	242,187
Total Personal	284	57,901,988
Total Exempt	3	1,254,369

TIF Increment Value

Net Assessed 56,647,619

Net Assessed Under Protest

Public Service	Count	Value
Total PS Value	38	11,771,078

TIF Increment Value

Net Assessed 11,771,078

District Totals

Total Gross Value	92,479,045
Homestead Loss	928,742
Other Exemption Loss	1,447,131

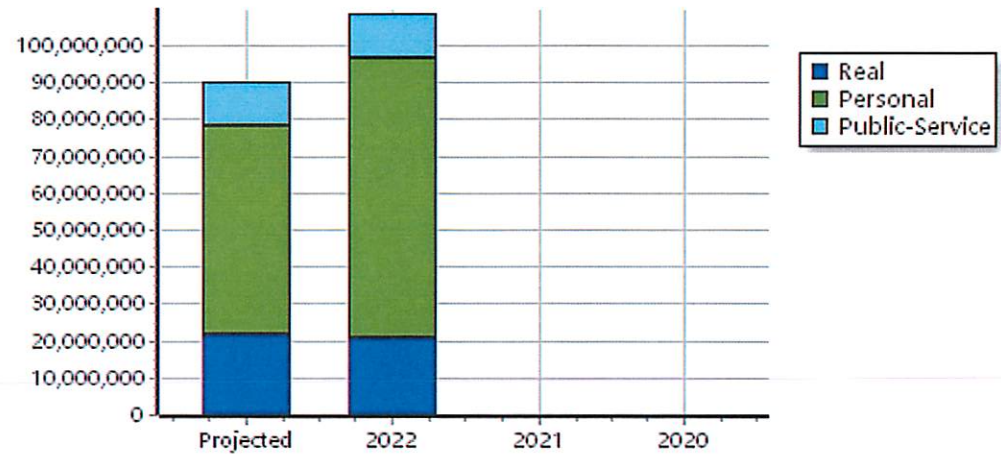
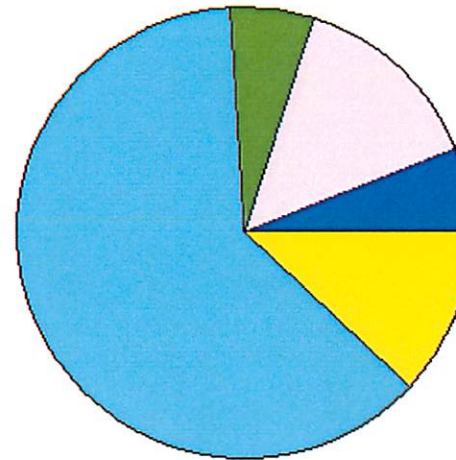
TIF Increment Value

Retained TIF Value

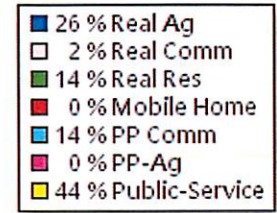
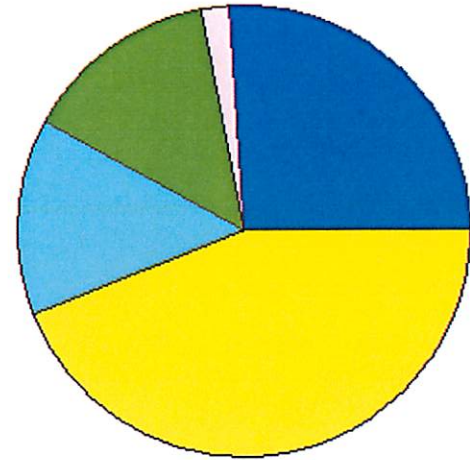
Net Assessed Value 90,103,172

Net Assessed Under Protest

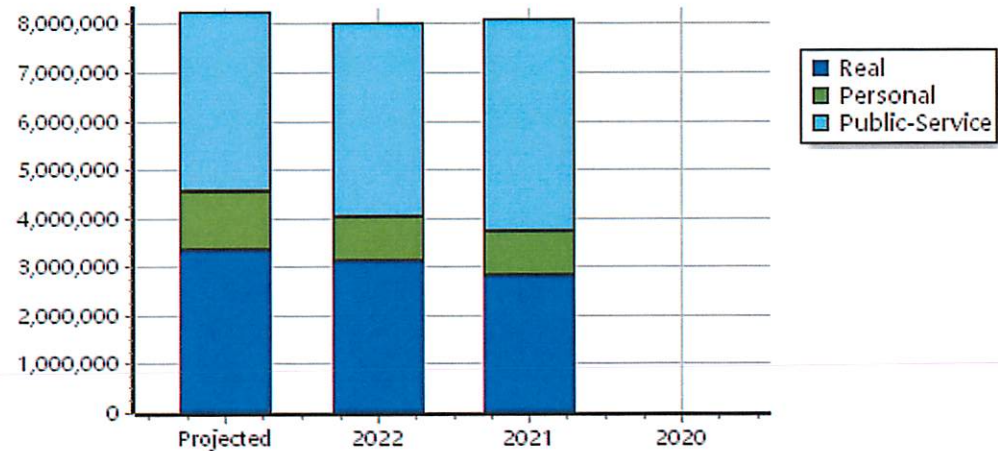
* Public Service Protests Values are not included on this report.



Real	Count	Value
Agricultural	749	2,213,871
Commercial	23	211,929
Residential	508	1,222,780
Total Real Value	1,280	3,648,580
Homestead	202	215,737
Veteran	18	69,157
Other	0	0
Total Exempt	238	284,894
TIF Increment Value		
Net Assessed		3,363,686
Net Assessed Under Protest		
Senior Freeze	14	26,621
Capped Parcels	436	652,239



Personal	Count	Value
Agricultural	12	8,984
Commercial	29	1,109,073
Mobile Home	22	63,887
Total Personal	63	1,181,944
Total Exempt	0	0
TIF Increment Value		
Net Assessed		1,181,944
Net Assessed Under Protest		
Public Service		
Total PS Value	15	3,696,331
TIF Increment Value		
Net Assessed		3,696,331



District Totals	
Total Gross Value	8,526,855
Homestead Loss	215,737
Other Exemption Loss	69,157
TIF Increment Value	
Retained TIF Value	
Net Assessed Value	8,241,961
Net Assessed Under Protest	

* Public Service Protests Values are not included on this report.

Real	Count	Value
Agricultural	1,187	3,303,193
Commercial	25	239,800
Residential	554	1,745,465
Total Real Value	1,766	5,288,458

Homestead	275	315,875
Veteran	9	43,055
Other	0	0
Total Exempt	329	358,930

TIF Increment Value

Net Assessed 4,929,528

Net Assessed Under Protest

Senior Freeze	20	19,455
Capped Parcels	339	510,244

Personal	Count	Value
Agricultural	25	29,882
Commercial	31	70,803
Mobile Home	17	55,838
Total Personal	73	156,523

Total Exempt 1 1,482

TIF Increment Value

Net Assessed 155,041

Net Assessed Under Protest

Public Service	Count	Value
Total PS Value	15	861,888

TIF Increment Value

Net Assessed 861,888

District Totals

Total Gross Value 6,306,869

Homestead Loss 315,875

Other Exemption Loss 44,537

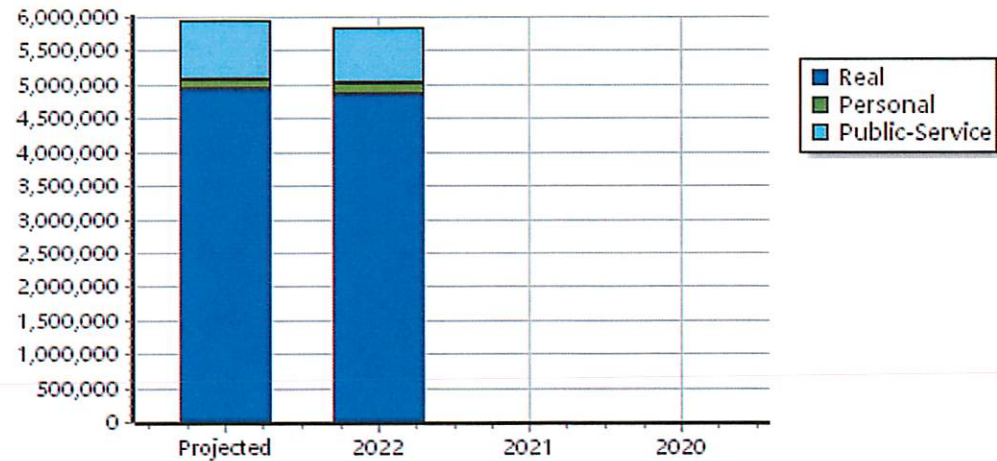
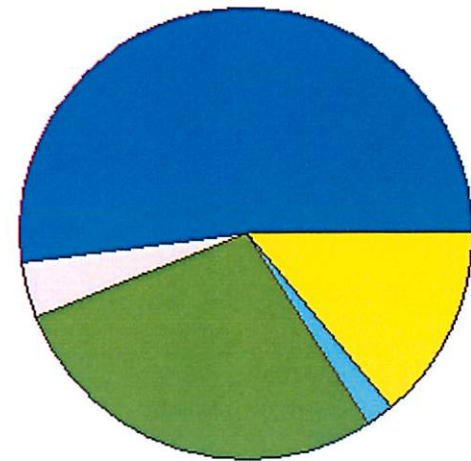
TIF Increment Value

Retained TIF Value

Net Assessed Value 5,946,457

Net Assessed Under Protest

* Public Service Protests Values are not included on this report.



Real	Count	Value
Agricultural	697	2,491,458
Commercial	48	418,150
Residential	726	1,894,076
Total Real Value	1,471	4,803,684

Homestead	356	392,497
Veteran	14	60,090
Other	0	0
Total Exempt	419	452,587

TIF Increment Value

Net Assessed 4,351,097

Net Assessed Under Protest

Senior Freeze	29	20,081
Capped Parcels	453	654,526

Personal	Count	Value
Agricultural	16	14,222
Commercial	51	352,038
Mobile Home	22	63,236
Total Personal	89	429,496

Total Exempt 0

TIF Increment Value

Net Assessed 429,496

Net Assessed Under Protest

Public Service	Count	Value
Total PS Value	20	1,275,632

TIF Increment Value

Net Assessed 1,275,632

District Totals

Total Gross Value	6,508,812
Homestead Loss	392,497
Other Exemption Loss	60,090

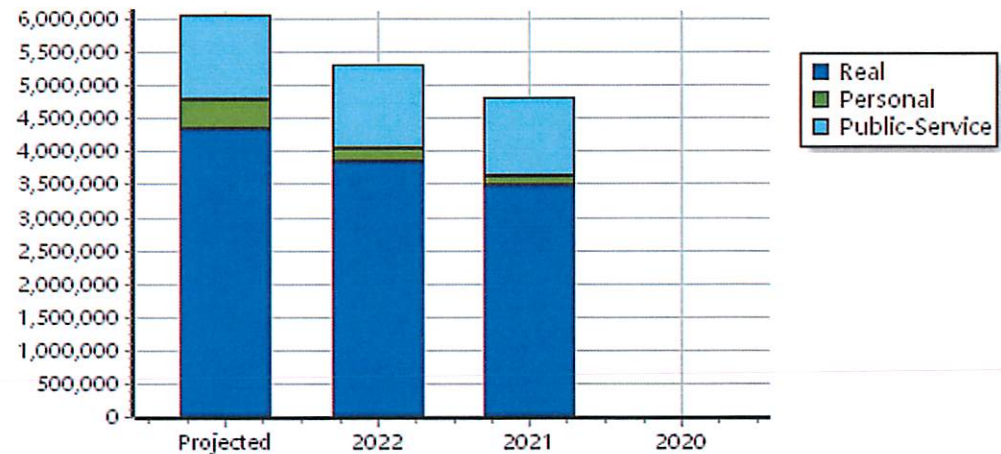
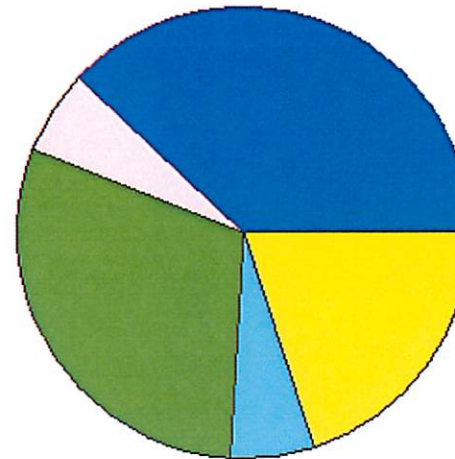
TIF Increment Value

Retained TIF Value

Net Assessed Value 6,056,225

Net Assessed Under Protest

* Public Service Protests Values are not included on this report.



Real	Count	Value
Agricultural	1,114	3,898,323
Commercial	463	7,095,366
Residential	3,675	13,264,969
Total Real Value	5,252	24,258,658
Homestead	1,175	1,328,212
Veteran	36	250,410
Other	0	0
Total Exempt	1,389	1,578,622

TIF Increment Value

Net Assessed 22,680,036

Net Assessed Under Protest

Senior Freeze	119	399,307
Capped Parcels	3,435	8,712,522

Personal	Count	Value
Agricultural	34	36,303
Commercial	278	3,443,525
Mobile Home	30	115,603
Total Personal	342	3,595,431
Total Exempt	1	528,555

TIF Increment Value

Net Assessed 3,066,876

Net Assessed Under Protest

Public Service	Count	Value
Total PS Value	29	7,483,484

TIF Increment Value

Net Assessed 7,483,484

District Totals

Total Gross Value	35,337,573
Homestead Loss	1,328,212
Other Exemption Loss	778,965

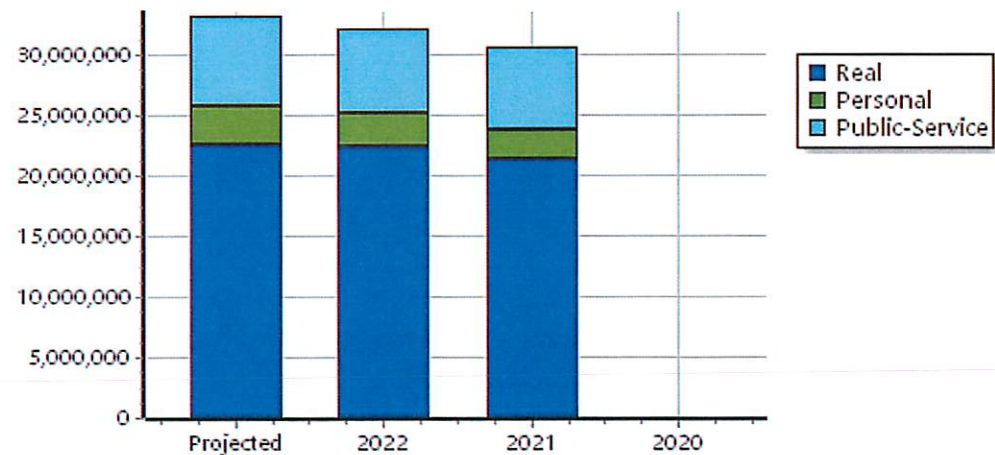
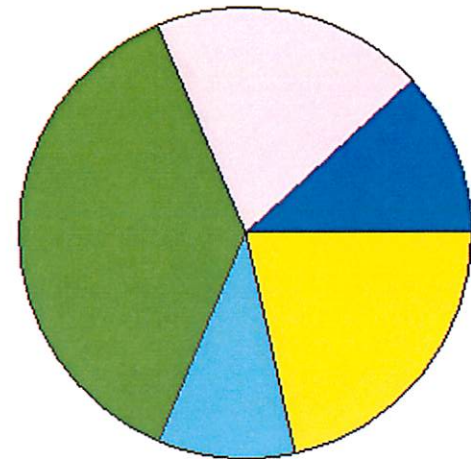
TIF Increment Value

Retained TIF Value

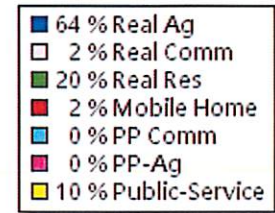
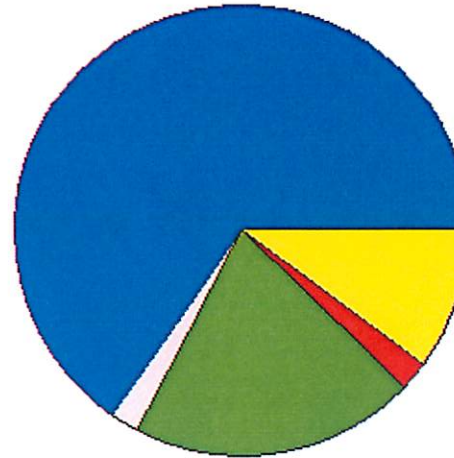
Net Assessed Value 33,230,396

Net Assessed Under Protest

* Public Service Protests Values are not included on this report.



Real	Count	Value
Agricultural	2,135	6,513,186
Commercial	34	276,117
Residential	953	2,143,340
Total Real Value	3,122	8,932,643
Homestead	614	675,155
Veteran	15	84,450
Other	0	0
Total Exempt	706	759,605



TIF Increment Value

Net Assessed 8,173,038

Net Assessed Under Protest

Senior Freeze	55	132,824
Capped Parcels	1,444	2,973,400

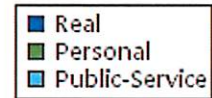
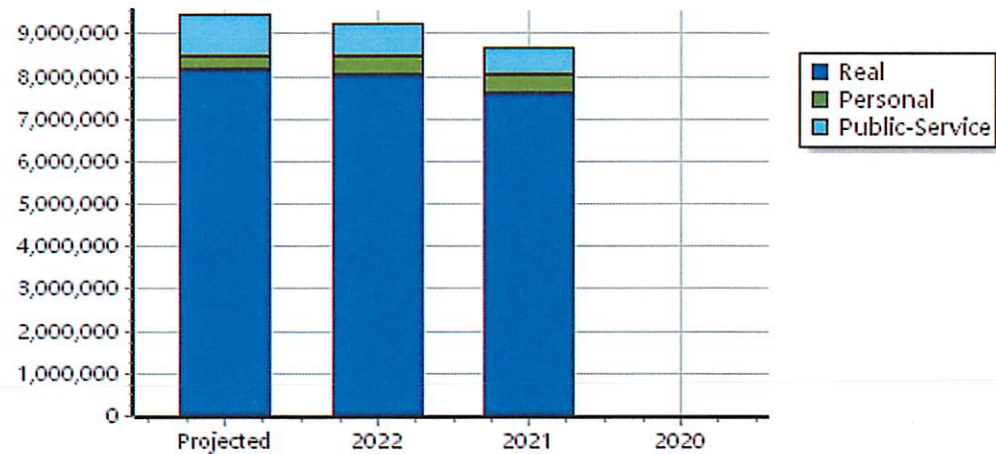
Personal	Count	Value
Agricultural	79	65,493
Commercial	43	61,833
Mobile Home	48	157,360
Total Personal	170	284,686
Total Exempt	1	2,000

TIF Increment Value

Net Assessed 282,686

Net Assessed Under Protest

Public Service	Count	Value
Total PS Value	17	991,131
TIF Increment Value		
Net Assessed		991,131



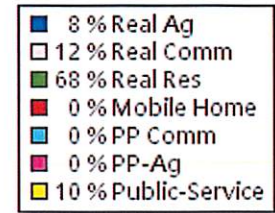
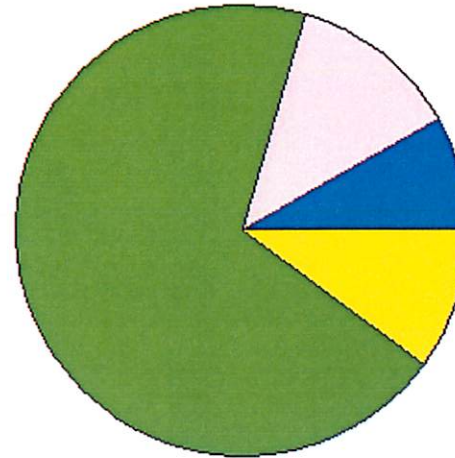
District Totals

Total Gross Value	10,208,460
Homestead Loss	675,155
Other Exemption Loss	86,450
TIF Increment Value	
Retained TIF Value	
Net Assessed Value	9,446,855

Net Assessed Under Protest

* Public Service Protests Values are not included on this report.

Real	Count	Value
Agricultural	976	3,386,393
Commercial	114	4,579,472
Residential	1,828	25,626,563
Total Real Value	2,918	33,592,428
Homestead	280	303,794
Veteran	12	150,897
Other	0	0
Total Exempt	326	454,691



TIF Increment Value

Net Assessed 33,137,737

Net Assessed Under Protest

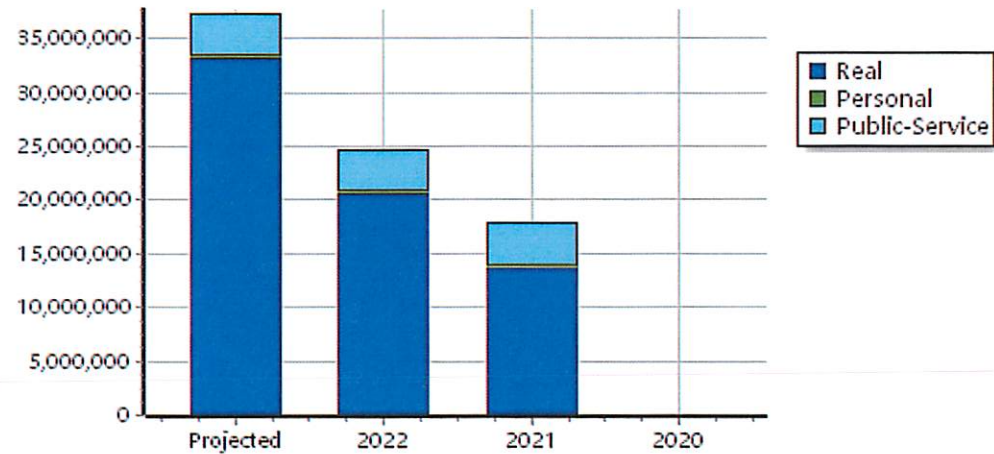
Senior Freeze	20	18,895
Capped Parcels	439	2,812,515

Personal	Count	Value
Agricultural	23	13,437
Commercial	21	44,613
Mobile Home	25	106,442
Total Personal	69	164,492
Total Exempt	1	587

TIF Increment Value

Net Assessed 163,905

Net Assessed Under Protest



Public Service	Count	Value
Total PS Value	13	3,958,029
TIF Increment Value		
Net Assessed		3,958,029

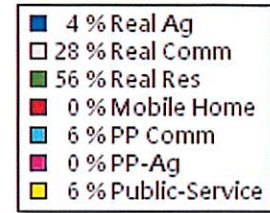
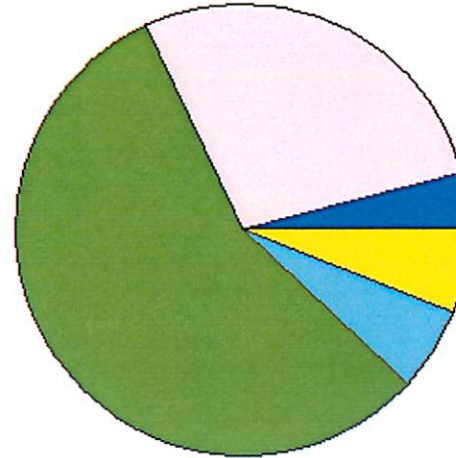
District Totals

Total Gross Value	37,714,949
Homestead Loss	303,794
Other Exemption Loss	151,484
TIF Increment Value	
Retained TIF Value	
Net Assessed Value	37,259,671

Net Assessed Under Protest

* Public Service Protests Values are not included on this report.

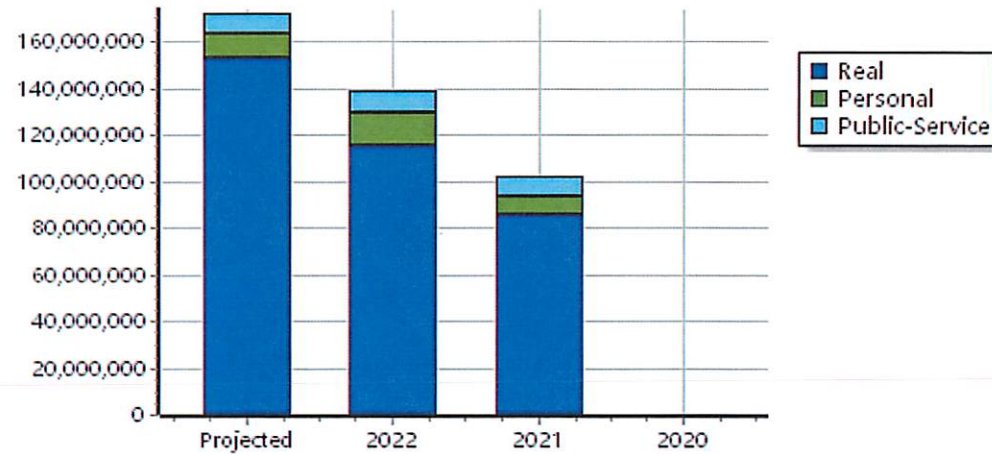
Real	Count	Value
Agricultural	1,191	6,568,653
Commercial	1,092	50,361,295
Residential	7,079	98,083,554
Total Real Value	9,362	155,013,502
Homestead	1,183	1,314,474
Veteran	38	404,819
Other	0	0
Total Exempt	1,369	1,719,293



TIF Increment Value

Net Assessed	153,294,209
Net Assessed Under Protest	
Senior Freeze	112 286,726
Capped Parcels	2,517 17,746,421

Personal	Count	Value
Agricultural	36	28,747
Commercial	309	10,292,155
Mobile Home	71	165,461
Total Personal	416	10,486,363
Total Exempt	1	615,707



TIF Increment Value

Net Assessed	9,870,656
Net Assessed Under Protest	

Public Service	Count	Value
Total PS Value	29	8,750,415
TIF Increment Value		
Net Assessed		8,750,415

District Totals	
Total Gross Value	174,250,280
Homestead Loss	1,314,474
Other Exemption Loss	1,020,526
TIF Increment Value	
Retained TIF Value	
Net Assessed Value	171,915,280
Net Assessed Under Protest	

* Public Service Protests Values are not included on this report.

Real	Count	Value
Agricultural	11,629	43,472,712
Commercial	2,104	79,691,034
Residential	18,755	157,023,025
Total Real Value	32,488	280,186,771
Homestead	6,164	6,778,273
Veteran	216	1,626,316
Other	0	0
Total Exempt	7,122	8,404,589

TIF Increment Value

Net Assessed 271,782,182

Net Assessed Under Protest

Senior Freeze	527	1,309,761
Capped Parcels	12,016	42,245,360

Personal	Count	Value
Agricultural	398	390,924
Commercial	998	83,195,654
Mobile Home	420	1,253,140
Total Personal	1,816	84,839,718
Total Exempt	12	3,338,892

TIF Increment Value

Net Assessed 81,500,826

Net Assessed Under Protest

Public Service	Count	Value
Total PS Value	234	43,224,833

TIF Increment Value

Net Assessed 43,224,833

District Totals

Total Gross Value	408,251,322
Homestead Loss	6,778,273
Other Exemption Loss	4,965,208

TIF Increment Value

Retained TIF Value

Net Assessed Value 396,507,841

Net Assessed Under Protest

* Public Service Protests Values are not included on this report.

